



Ohio Chapter A

Buckeye Wings

Charter Date: April 1982

Visit our website at www.buckeyewings.com

April 2011

*Gold Wing Road Riders Association
Friends for Fun - Safety - Knowledge*

Chapter Directors (Pending)

Mike & Lois Monday
419-387-7459
mlmwings@woh.rr.com

Assistant Chapter Directors: (Pending)

Vic & Barb Russell
419-306-4953
harleyrfo1@aol.com

Rider Educators:

Mark & Sue Rupert
419-435-1638
droopy@bright.net

Motorist Awareness:

Terry & Cindy Hoover
419-872-2794
terryh@buckeye-express.com

Public Relations:

Historians:
Terri & Mike Hampshire
419-365-7232
buckeyewings@aol.com

Membership Enhancement:

Dennis & Lori Ciesinski
419-348-6911
budslamin@yahoo.com

Treasurer:

Secretary:
Sunshine Lady:
Paul & Cindy Schreiner
419-420-3721
schreiners@hotmail.com

Shirts 'N More Coordinators:

Dick & Judi Boyle
419-425-8740
trooper1@bright.net

Senior Advisors:

Butch & Esther Sabbe
419-425-5523
esmoose1214@GMAIL.com

Ways & Means Coordinators:

Ted & Angie Eidt
419-422-9517
teidt@SBCGLOBAL.net

News Editor & Advisor:

2011 Chapter Couple:

Judy & DJ Hartley
419-435-5782
elsie125@woh.rr.com



**Our next gathering will be on
Saturday, April 2nd
at the
Iron Skillet Restaurant
Located at the Pilot Truck Stop
I75 and RT. 18
North Baltimore, Ohio**

**Breakfast Buffet begins at 9 AM
Gathering follows at 10 PM**



Mike & Lois Monday Chapter Directors (Pending)



It's April everyone.! Before I start on April, lets go back to March - what a good month that was. It all started with our Auction and we did really good this year. We didn't have an auctioneer this year so our chapter members stepped up to the plate and did the job, so that said ,thank you to Dave Bettinger, Terry Hoover, and Mike Hampshire. When you see them at the gathering give them a big pat on the back. In fact, reach back and give yourselves a big pat on the back because you all are the back bone of the chapter. You all took time out of your personal lives to either bake, make, buy, or go out and get donations. Teamwork like this is why we are successful. We also had visiting Chapters at our auction so from Chapter A we thank you for your support, it is always nice to see our friends form other chapters. To the Vanlue Fire Dept. goes a big THANK YOU for the hard work in putting on the breakfast, the food was every good. It is not an easy job cooking for that many people but they made it look easy.

On March 13th we had a lunch ride to Mom and Pops in Findlay. You all might not know this, but I never called them to set this up! Thanks to Vic and Barb - they saved the day got it set up at the last minute. Then on March 19th Chapter W2 hosted a Safety Saturday. These are full of good quality information and this year's info. was on insurance, concealed carry, Motorist Awareness (witch I'm sure Paul and Cindy wishes the guy in the pickup would have been there to hear that one when we were heading home), motorcycle maintenance plus I talked on first aid. After Safety Saturday came March 26th, the day of the Chapter S auction. They always have a nice auction and this year was no different.

Now with March out of the way let's look to April. On the 2nd is the officer meeting in Columbus, so Mark Rupert, Paul and Cindy Schreiner, and Lois and I (I haven't heard at the time of writing this but I think Dennis Ciesinski) will be in Columbus that day. Our ACD Vic and Barb Russell will taking the gathering that day so be nice to them. They will be going over our mall show that is April 8th-10th at the Findlay Mall. Then the next week, April 16th & 17th, is W-2's Mall Show at Woodland Mall in Bowling Green. They take the bikes in on the 15th at 9PM and out on the 17th when the mall closes at 6PM.

Up Coming Events for April:

- 2nd Gathering at the Iron Skillet: Eat at 9AM Meet at 10AM
- 6th & 20th Coffee Break at Bob Evans in Bowling Green on Wooster St. at 9AM
- 8th-10th Chapter A Mall Show at the Findlay Village Mall
- 16th-17th Chapter W-2 Mall Show at the Woodland Mall in Bowling Green
- 23rd Maintenance Day at the Hampshire's at 9AM
- 28th-1st Guys ride with Mike Hampshire leading
- 29th-30th Gals Ride to Traders worlds



Keep Them Wheels Rolling
Mike & Lois Monday

Vic & Barb Russell Assistant Chapter Directors (Pending)



Hello everyone! Well, April is finally here and nicer weather comes with it. What a busy month this is going to be. The mall show is the second weekend, Tennessee Rally on the third weekend. The Bowling Green Mall show is also on the third weekend. The Guys Ride and Girls Ride are on the last weekend. Plus, we have two coffee breaks on the 6th and 20th. Wow what a line up. More things to do, more places to go and more FUN to be had. Be safe and enjoy the warmer weather.

Keep Having FUN
Vic & Barb



Terry & Cindy Hoover Motorist Awareness



Cindy and I were riding our Gold wing this past weekend when we crossed a set of railroad tracks. I told Cindy that a train had come through here just a little while ago she asked how did I know that? I told her, because it left its tracks. I know, just stick with Motor Awareness.



Here is part four of our four part series on “Sharing the Road” with Pedestrians, motorcycles, Trucks and Trains. This month we will focus on sharing the road with Trains. The information that I will be talking about will pertain to vehicles in general, not just to motorcycles.

As we did with the previous articles, let’s start with a little quiz.

1. Reducing your risk of a collision with a train to nearly zero is pretty easy?
 - a. True or False
2. A train can stop very quickly and in a short distance if needed?
 - a. True or False
3. Racing a descending crossing gate is essentially racing the train, not the gate?
 - a. True or False
4. If your vehicle is stuck on the track with a train approaching, you should?
 - a. Abandon your vehicle
 - b. Try to restart it one more time
 - c. Try and push it off the tracks
 - d. None of these
5. You should do the following prior to crossing all railroad tracks?
 - a. Stop
 - b. Look both ways
 - c. Proceed with caution
 - d. All of the above

Ok let’s see how you did.

Answers: 1) True. 2) False. 3) True. 4) A, abandon your vehicle. 5) D all the above.

- 1) We all know what would happen if you ran into a train while on your motorcycle. You would lose! Use common sense (Droopy, that means think about it) and do not try and pick a fight with something that is much, much bigger than you are.
- 2) The average freight train, takes about 1 1/2 miles to stop.
- 3) Never race a gate. Your life is more important than getting across that tracks before a train does...
- 4) Get out of you vehicle! Try and move the direction that the train is coming from. That way when the train total destroys you car or truck you will be behind the wreck. I might give you C as an answer on this one if you are on your bike and you can safely get it off the track before the train gets there. But the main thing to remember is that your car or bike can be replaced, but you or your co-rider cannot be.
- 5) Always stop, look both ways and then proceed with caution when crossing a set of railroad tracks. There can be double sets of tracks and you may think that they are both clear, but they may not be.


After riding to safety Saturday, I must also mention that in this early part of spring when we are out ridding, there are a large number of pot holes. Not only are we dodging them but cars are too. Give yourself some extra distance to be able to react safely.

Next month I we will talk about some of the distractions that we face when we drive our vehicles every day.

Until next time; Slow down and be safe out there!
Terry & Cindy



Mark & Sue Rupert Rider Educators



Since we have some new members and there are some of you older members whose memories come and go here are some reminders about the Do's and Don'ts of group riding.

- DO ride in a staggered formation unless the road is narrow or other conditions dictate a single file. Riding staggered formation allows you to see farther down the road. You can see past the bike in front of all the way to the second bike ahead of you. This in effect doubles your reaction time if something ahead happens. Once you are staggered try to stay in your assigned track even though you own the lane. Maintaining your position allows the bike behind you to have an escape route in case of a sudden stop or other emergency as well as giving you an escape should the same thing happen ahead of you.
- DON'T ride side by side. While it is legal to ride side by side it is a foolish practice. Riding in this manner gives you nowhere to maneuver if you have to avoid something in your track. The law of physics won't allow 2 bikes to occupy the same space at the same time. This scenario has ruined many a ride for a great many people. Most accidents involving two or more bikes were caused by this practice.
- DO maintain a safe distance between bikes but don't lag back so far that it creates a big gap in the group. Some problems with gaps are as follows. A vehicle wanting to pull out into our lane of traffic will see 3 or 4 bikes go by then sees nothing. Thinking that was the end of the group pulls out and suddenly the bike that was lagging way back suddenly pops up as the vehicle comes out. This scenario can ruin your whole day. Having gaps in the formation not only allows but also encourages traffic to cut in and out of the group. Keep it closed up.
- DO put slower and inexperienced riders to the front of the group. The speed at the front is generally slower and more constant. The farther back you are in the group the more the rubber band effect is noticed. The tail bikes plays a lot catch up due to this effect. The larger the group or the more spread out the group the bigger the rubber band effect.
- DO stop side by side at intersections when possible. This will make the group half as long and also gives everyone a better chance at getting through the intersection.
- Leaders DO make all your decisions with group safety in mind. Remember, there are several bikes behind you following your lead. If you need to stop, pull over or turn around, do so in a manner that is safe for the group. Communicate with the group, especially the tail bike, as to where you are going and what routes will be traveled. Let them know of any changes in the route, stops and any upcoming turns. Maintain a constant speed. Remember the rubber band effect? Also remember everything you do as a leader affects the rest of the group.
- DO remember the tail bike has an important job. He is the Sheppard of the group. He lets the leader know if the group is split up or all together again. If the group is split up he will guide the rest of the group in catching up with the leader if need be. Anyone having a problem and needs to pull over, advise the tail bike so he can pull off to assist you. Only the tail bike should pull over and the rest of the group goes with the leader. The Sheppard will advise the leader of the situation and whether he needs to find a safe place to pull off and wait, come back to assist or keep going with the stopped bikes catching up. A safe pull over should be off the roadway and not the side of the road. Try to find a pull off or parking lot if you can. Think safety.
- DO keep the CB chatter to a minimum when in heavy traffic or going through towns. This way the leader and the tail bike can communicate when they need to.
- Following this advice will give everyone a pleasant and trouble free ride.

Ride Safe
Your Chapter Rider Educators
Droopy & Sue Rupert



Cindy Schreiner
Sunshine Lady
Secretary
Paul Schreiner
Treasurer



APRIL – THE MONTH FOR ALL FOOLISH FOLKS!

A BIKER'S STORY:

A tough looking group of bikers were riding when they saw a girl about to jump off a bridge – so they stopped.

The leader, a big burly man, gets off his bike and says, “What are you doing?”

“I’m going to commit suicide,” she says.

While he did not want to appear insensitive, he didn’t want to miss an opportunity, so he asked, “Well, before you jump, why don’t you give me a kiss?”

So, she does and it was a long, deep lingering kiss. After she had finished, the biker says, “Wow! That was the best kiss I have ever had. That’s a real talent you are wasting. You could be famous. Why are you committing suicide?”









My parents don’t like me dressing up like a girl.....”

NOW- FOUR THINGS YOU NEVER KNEW YOUR CELL PHONE COULD DO:

1. Your cell phone can actually be a life saver or an emergency tool for survival. The Emergency Number worldwide for Mobile is 112. If you find yourself out of the coverage area of your mobile network and there is an emergency, dial 112 and the mobile will search any existing network to establish the emergency number for you. This number 112 can be dialed even if the keypad is locked.
2. If you lock your keys in the car and the spare keys are at home, call someone at home on their cell phone from your cell phone. Hold your cell phone about a foot from your car door and have the person at home press the unlock button on the remote keyless entry fob, holding it near the mobile phone on their end. Your car will unlock. Distance is no object. You could be hundreds of miles away, and if you can reach someone who has the other “remote” for your car, you can unlock the doors (or the trunk).
3. Imagine your cell battery is very low. To activate a built-in battery reserve, press the keys *3370#. Your cell phone will restart with this reserve and the instrument will show a 50% increase in battery. This reserve will get charged when you charge your cell phone the next time.
4. Cell phone companies are charging us \$1.00 to \$2.00 or more for 411 information calls. Most of us do not carry a telephone directory in our vehicle, which makes this situation even more of a problem. When you need to use the 411 information option, simply dial: (800) FREE411 or (800) 373-3411 without incurring any charge at all. Program this into your cell phone now.

RIDE TO EAT – EAT TO RIDE !!!!!

Sunday	Monday	Tuesday	Wednesday	Thursday	Friday	Saturday
					1 	2  Breakfast 9 AM Gathering 10 AM
3	4	5	6  Coffee Break 9 AM Bob Evans Wooster Street Bowling Green	7	8  Chapter A Mall Show Findlay Village Mall  Mike Monday	9  Chapter A Mall Show Findlay Village Mall
10  Chapter A Mall Show Findlay Village	11	12  David Hatch	13	14  Ray Romstadt	15	16  Chapter W2 Mall Show Woodland Mall
17  Chapter W2 Mall Show Woodland Mall Bowling Green	18  Mike Bacon	19  Don Middling	20  Coffee Break 9 AM Bob Evans Wooster Street Bowling Green	21	22	23  Motorcycle Maintenance Day 9 AM Mike & Terri Hampshire's  Dick Boyle
24 	25  Lloyd Fisher  Terry & Cindy Hoover Doug & Rosie Sanders	26	27	28  Guys Ride (Hampshire) 29 th - 1 st	29  Guys Ride (Hampshire) 28 th - 1 st  Gals Ride 29 th - 30 th	30  Guys Ride (Hampshire) 28 th - 1 st (Sunday) & Gals Ride 29 th - 30 th  Charlotte Birkmire  Bob & Marilyn Klear



Director of GWRRA:

Mike & Lori Stiger
Director@GWRRA.org

Region D Directors:

Roger & Penny Hurley
RHURLEY3@woh.rr.com

Ohio District Directors:

Robert G & Angela Williams
DD@OhioGWRRA.org

Northwest Section Chapter Gathering Information

Northwest Section
Assistant District Directors:

Bill & Sandy Nourse
NWADD@OhioGWRRA.org

Chapter	Location	Day	Eat	Meet	Contact
Chapter A	Findlay	1 st Saturday	9 AM	10 AM	Mike & Lois Monday(Pending) 419-387-7459
Chapter C	Toledo	3 rd Saturday	9 AM	10 AM	Jerry Fortman 419-843-8277
Chapter M2	Defiance	4 th Saturday	9 AM	10 AM	John & Jane Lime 419-395-2352
Chapter N	Lima	4 th Tuesday	6 PM	7 PM	Rosie & Doug Sanders 419-339-6626
Chapter S	Fremont	4 th Saturday	None	7 PM	Sandi Best 419-448-1681
Chapter U	Celina	2 nd Saturday	5 PM	6 PM	Dorothy & Vic Gehrlich 937-693-8983
Chapter W2	Bowling Green	4 th Sunday	5 PM	6 PM	Tom & Jill Becker 419-838-7101

Rider Ed. Scheduled Courses:

Saturday, April 9th - Trike Riders Course - Galion, OH
Sunday, April 10th - Advance Riders Course - Galion, OH

Saturday, April 16th - Advance Riders Course - Nelsonville, OH
Sunday, April 17th - Trike Riders Course - Nelsonville, OH

Saturday, April 30th - Advanced Riders Course - Streetsboro, OH
Sunday, May 1st - Trike Riders Course - Streetsboro, OH

Sunday, May 15th - Advanced Riders Course - Wilmington, OH

Saturday, May 21st - Advanced Riders Course - Wilmington, OH
Sunday, May 22nd - Trike Riders Course - Wilmington, OH

For the March issue of
the Ohio newsletter and course
registration please go to
<http://www.ohiogwrra.org>





GWRRA Ohio Chapter A
Chapter Directors: (Pending)
Mike & Lois Monday
19453 CR 169
Vanlue, OH 45890